





(1)(a) STATEMENT SHOWING SHAREHOLDING PATTERN IN CLAUSE-35

NAME OF THE COMPANY: ADANI POWER LIMITED		Name of the Scrip: ADANI POWER LIMITED	
SCRIP CODE:	533096		
Class of Security:			
QUARTER ENDED:	31/12/2013		
Partly paid-up shares		As a % of total no. of partly paid-up shares	As a % of total no. of shares of the Company.
Held by promoter/promoter group	0	0	0
Held by Public	0	0	0
Total:	0	0	0
Outstanding convertible securities:		As a % of total no. of outstanding convertible securities.	As a % of total no. of shares of the Company assuming full conversion of the convertible securities
Held by promoter/promoter group	0	0	0
Held by Public	0	0	0
Total:	0	0	0
Warrants:		As a % of total no. of warrants	As a % of total no. of shares of the Company, assuming full conversion of warrants
Held by promoter/promoter group	0	0	0
Held by Public	0	0	0
Total:	0	0	0
Total paid-up capital of the Company, assuming full conversion of warrants and convertible securities	2871922110	0	100.00

CATEGORY CODE	CATEGORY OF SHAREHOLDER (i)	NO OF SHAREHOLDERS (iii)	TOTAL NUMBER OF SHARES (iv)	NO OF SHARES HELD IN DEMATERIALIZED FORM (v)	TOTAL SHAREHOLDING AS A % OF TOTAL NO OF SHARES			SHARES PLEDGE OR OTHERWISE ENCUMBERED	
					AS a PERCENTAGE of (A+B) (vi)	As a PERCENTAGE of (A+B+C) (vii)	NUMBER OF SHARES (viii)	AS a PERCENTAGE (ix)=(viii)/(iv)*100	
(A)	PROMOTER AND PROMOTER GROUP								
(1)	INDIAN								
(a)	Individual /HUF	0	0	0	0.00	0.00	0	0.00	
(b)	Central Government/State Government(s)	0	0	0	0.00	0.00	0	0.00	
(c)	Bodies Corporate	2	2025356085	2025356085	70.52	70.52	22314107	11.02	
(d)	Financial Institutions / Banks	0	0	0	0.00	0.00	0	0.00	
(e)	Others	0	0	0	0.00	0.00	0	0.00	
†	Sub-Total A(1) :	2	2025356085	2025356085	70.52	70.52	22314107	11.02	
(2)	FOREIGN								
(a)	Individuals (NRIs/Foreign Individuals)	1	57700000	57700000	2.01	2.01	0	0.00	
(b)	Bodies Corporate	1	70878997	70878997	2.47	2.47	70878997	100.00	
(c)	Institutions	0	0	0	0.00	0.00	0	0.00	
(d)	Qualified Foreign Investor	0	0	0	0.00	0.00	0	0.00	
(e)	Others	0	0	0	0.00	0.00	0	0.00	
	Sub-Total A(2) :	2	128578997	128578997	4.48	4.48	70878997	55.12	
	Total A=A(1)+A(2)	4	2153935082	2153935082	75.00	75.00	294020104	13.65	
(B)	PUBLIC SHAREHOLDING								
(1)	INSTITUTIONS								
(a)	Mutual Funds /UTI	3	1988797	1988797	0.07	0.07			
(b)	Financial Institutions /Banks	10	16068419	16068419	0.56	0.56			
(c)	Central Government / State Government(s)	0	0	0	0.00	0.00			
(d)	Venture Capital Funds	0	0	0	0.00	0.00			
(e)	Insurance Companies	0	0	0	0.00	0.00			
(f)	Foreign Institutional Investors	0	0	0	0.00	0.00			
(g)	Foreign Venture Capital Investors	70	187918918	187918918	6.54	6.54			
(h)	Qualified Foreign Investor	0	0	0	0.00	0.00			
(i)	Others	0	0	0	0.00	0.00			
	Sub-Total B(1) :	83	205976134	205976134	7.17	7.17			
(2)	NON-INSTITUTIONS								
(a)	Bodies Corporate	1542	18357568	18357568	0.64	0.64			
(b)	Individuals								




CATEGORY CODE	CATEGORY OF SHAREHOLDER	NO OF SHAREHOLDERS (III)	TOTAL NUMBER OF SHARES (IV)	NO OF SHARES HELD IN DEMATERIALIZED FORM (V)	TOTAL SHAREHOLDING AS A % OF TOTAL NO OF SHARES			SHARES PLEDGE OR OTHERWISE ENCLUMBERED	
					AS a PERCENTAGE of (A+B) (VI)	As a PERCENTAGE of (A+B+C) (VII)	NUMBER OF SHARES (VIII)	(IX)=(VIII)/(IV)*100	
(I)	(i) Individuals holding nominal share capital upto Rs.1 lakh	255222	70098346	70085998	2.44	2.44			
(c)	(ii) Individuals holding nominal share capital in excess of Rs.1 lakh	448	12451264	12451264	0.43	0.43			
	Others								
	Directors & their relatives	3	75880	75880	0.00	0.00			
	Foreign Nationals	7	1316900	1316900	0.05	0.05			
	Foreign Bodies Corporate	6	406376252	406376252	14.15	14.15			
	Non Resident Indians	1838	1936445	1936445	0.07	0.07			
	Clearing members	310	1386591	1386591	0.05	0.05			
	Trusts	13	11648	11648	0.00	0.00			
(d)	Qualified Foreign Investor	0	0	0	0.00	0.00			
	Sub-Total B(2) :	259389	512010894	511998546	17.83	17.83			
	Total B=B(1)+B(2) :	259472	717987028	717974680	25.00	25.00			
	Total (A+B) :	259476	2871922110	2871909762	100.00	100.00			
(C)	Shares held by custodians, against which Depository Receipts have been issued								
(1)	Promoter and Promoter Group								
(2)	Public	0	0	0	0.00	0.00			
	GRAND TOTAL (A+B+C) :	259476	2871922110	2871909762	100.00	100.00	294020104	10.24	




(I)(b) Statement showing holding of securities (including shares, warrants, convertible securities) of persons belonging to the category "Promoter and Promoter Group"												
Sr.No	Name of the Shareholder	Details of Shares held			Encumbered shares (*)			Details of Warrants		Details of convertible securities		Total Shares (including underlying shares assuming full conversion of warrants and convertible securities) as a % of diluted share capital
		No. of Shares held (II)	As a % of grand total (A)+(B)+(C) (IV)	Pledge Shares (V)	AS a percentage (VI)=(V)/(II)*100	AS a % of grand total (A) + (B) + (C) of sub-clause (I)(a) (VII)	Number of warrants held (VIII)	As a % total number of warrants of the same class (IX)	Number of convertible securities held (X)	As a % total number of convertible securities of the same class (XI)		
1	ADANI ENTERPRISES LIMITED	1981290000	68.99	223141107	11.26	7.77	0	0.00	0	0.00	68.99	
2	ADANI AGRO PRIVATE LIMITED	44066085	1.53	0	0	0	0	0.00	0	0.00	1.53	
3	VENTURA POWER INVESTMENTS PVT LTD	70878997	2.47	70878997	100.00	2.47	0	0.00	0	0.00	2.47	
4	ADANI VINODBHAI SHANTILAL	57700000	2.01	0	0.00	0.00	0	0.00	0	0.00	2.01	
TOTAL :		2153935082	75.00	294020104	13.65	10.24	0	0.00	0	0.00	75.00	



Statement showing holding of securities (including shares, warrants, convertible securities) of persons belonging to the category "Public" and holding more than 1% of the total number of shares							
Sr.No.	Name of the shareholder	Number of shares held	Shares as a percentage of total number of shares (i.e., Grant total (A)+(B)+(C) indicated in Statement at para (1)(a) above)	Details of warrants		Total shares (including underlying shares assuming full conversion of warrants and convertible securities) as a % of diluted share capital)	
				Number of warrants held	As a % total number of warrants of the same class		
				Number of convertible securities held	% w.r.t total number of convertible securities of the same class		
1	OPAL INVESTMENT PVT LTD	213236910	7.42	0	0.00	7.42	
2	BI POWER INVESTMENTS AI LTD	160598342	5.59	0	0.00	5.59	
TOTAL :				37885252	0	0.00	13.02



Sr.No.	Name(s) of the shareholder(s) and the Persons Acting in Concert (PAC) with shares held	Number of shares held	Shares as a percentage of total number of shares (i.e., Grant total (A)+(B)+(C) indicated in Statement at para (i)(a) above)	Details of warrants			Total shares (including underlying shares assuming full conversion of warrants and convertible securities) as a % of diluted share capital)
				Details of warrants		Number of convertible securities held	
				Number of warrants held	As a % total number of warrants of the same class		
1	OPAL INVESTMENT PVT LTD	213236910	7.42	0	0.00	0	0.00
2	BI POWER INVESTMENTS A1 LTD	160588342	5.59	0	0.00	0	0.00
	TOTAL :	373825252	13.02	0	0.00	0	0.00



STATEMENT SHOWING DETAILS OF LOCKED-IN SHARES			
(U/d)			
Sr.No.	Name of the shareholder	Number of locked-in shares	Locked-in shares as a (%) percentage of total number of shares (i.e, Grand Total (A)+(B)+(C) Indicated in Statement at para (I)(a) above)
1	ADANI ENTERPRISES LIMITED	449850000	15.66
2	ADANI VINODBHAI SHANTILAL	288000000	1.00
	TOTAL :	478650000	16.67
			Promoter/Promoter Group/Public
			PROMOTER/PROMOTER GROUP
			PROMOTER/PROMOTER GROUP



STATEMENT SHOWING DETAILS OF DEPOSITORY RECEIPTS (DRS)			
(ii)(a)			
Sr.No.	Type of outstanding DR (ADRs, GDRs, SDRs, etc.)	Number of outstanding DRS	Number of shares underlying outstanding DRS
		0	0
TOTAL :		0	0



